




# CUT KNURLING TOOL C622



## KNURLING PROFILE ON WORKPIECE (DIN 82):



RGE30°



RGE45°

## SELECTION OF KNURLING WHEELS (DIN 403):

2x AA

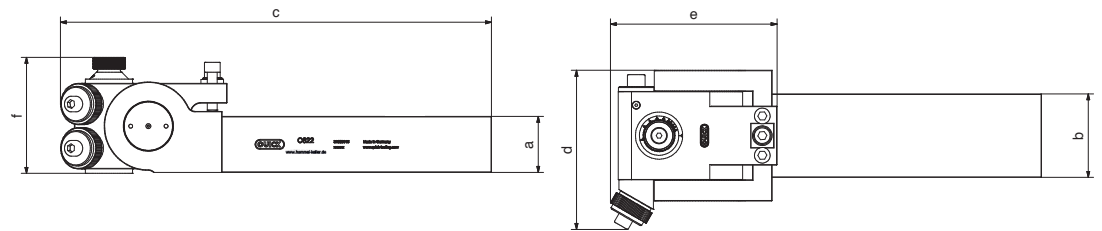
1x BL15°  
1x BR15°

## PRODUCT FEATURES

- designed for the largest possible workpiece diameter
- ideal for heavy-duty and roll turning lathe etc.
- maximum stability due to solid construction
- synchronised knurl carrier for adjusting the working range

Item no.	Model	Workpiece Ø [mm]	Knurling wheel (Ø x w x b) [mm]	Dimensions [mm]					
				a	b	c	d	e	f
32000015 <input checked="" type="checkbox"/>	C622-40	20 - 1000	32 x 8 x 14	40	45	275.5	109	115.5	79
32000016 <input checked="" type="checkbox"/>	C622-57	30 - 3000	42 x 12 x 18	57	85	438.5	161.5	169.5	118

Available from stock



## SPARE PARTS C622

### E-KIT C622

E-KIT 622 Item no.	Knurling wheel (Ø x w x b) [mm]	
22BHR0509	32 x 8 x 14	
22BHR0511	42 x 12 x 18	